



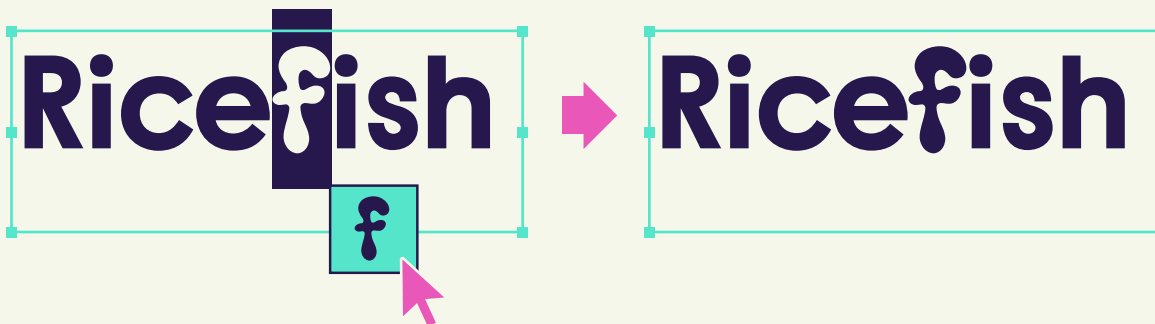
# Argile Fusion

Hybrid font by Art Grootfontein

Argile Fusion is an openType font with 2 different designs : **Grotesk** & **Syrup**. Let's see how to play with them!

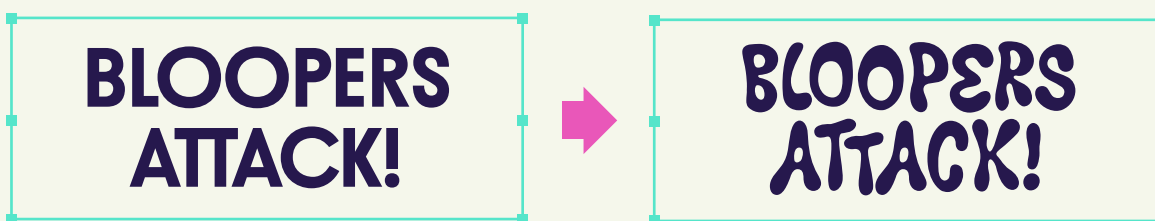
## Contextual Text Box (Adobe apps)

Select a letter then choose the alternative glyph that appear in the Text Box. If the Text Box isn't enabled in your Adobe app, please take a look at the next page.

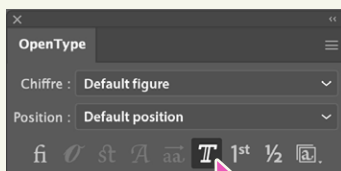


## Use the Titling Alternates

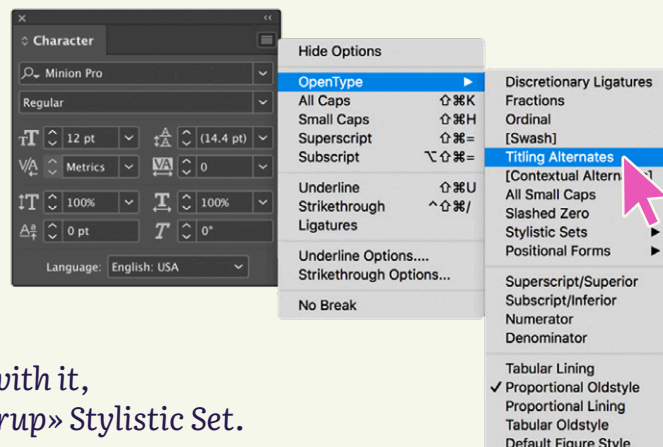
For several letters or a complete paragraph, use the Titling Alternates.



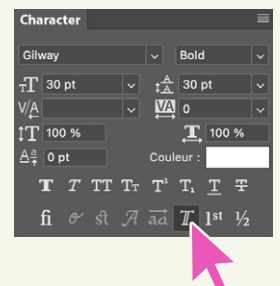
### ILLUSTRATOR



### INDESIGN



### PHOTOSHOP

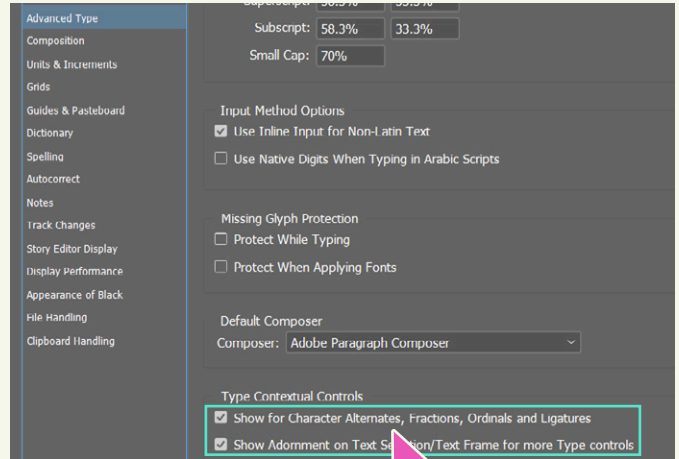


If you're more familiar with it, you can also use the «Syrup» Stylistic Set.

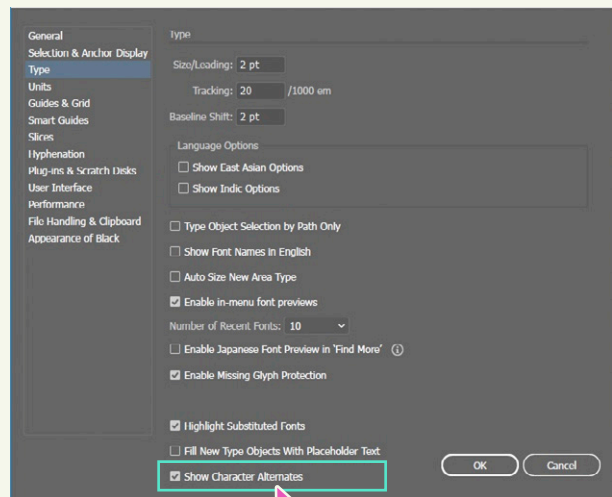
# Enable the Contextual Text Box (Adobe Apps)

Show the alternates contextual panel when selecting a character.

**INDESIGN**  
InDesign > Preferences > Advanced Type  
Click the 2 bottom options.



**ILLUSTRATOR**  
InDesign > Preferences > Type  
Click «Show Character Alternates».



**PHOTOSHOP**  
Photoshop > Preferences > Type  
Click «Enable Type layer glyph alternate».

